





*Transparent Testing &
Simplified Measurement*

Automatic CT PT Tester SBE - CTPT 600





PRODUCT CHARACTERISTICS

- Support the detection of CT and PT.
- All testing items can be completed by single machine without other auxiliary equipment
- It is equipped with micro fast printer, which can print test results on site directly.
- It adopts intelligent controller and is easy to operate.
- Large screen LCD, graphic display interface.
- The tuning point value of CT/PT (excitation) is given automatically according to the regulation.
- Automatic 5% and 10% error curves.
- It can save 3000 sets of test data without losing after power failure.
- It support USB Flash Disk data transfer, which can be read by Standard PC and generate Word Report Document.
- It is small and light and less than 22 KG, which is convenient for Field Test.



PURPOSE

- Used for automatic testing of protective and metro logical CT/PT .
- Support Detection of CT and PT.
- Using Intelligent controller, Simple operation.
- All test items can be completed by a single machine without external auxiliary equipment.

TEST FUNCTION


CT	PT
Volt -ampere characteristic curve	Volt -ampere characteristic curve
Calculate inflection point value automatically	Ratio Measurement and Contrast calculation
Draw out 5 % and 10% error curve automatically	Turns Ratio Measurement
Turns Ratio Measurement	Polarity Judgement
Ratio Error Measurement	Ratio Error Measurement
Phase (angle difference) measurement	Phase (angle difference) measurement
Polarity judgement	AC withstand voltage Test
Primary current Injecting Set	Secondary Load Test
AC withstand voltage Test	Secondary Winding Test
Secondary Load Test	Core Demagnetization
Primary Current Injecting Test	
Secondary Winding Test	
Core Demagnetization	



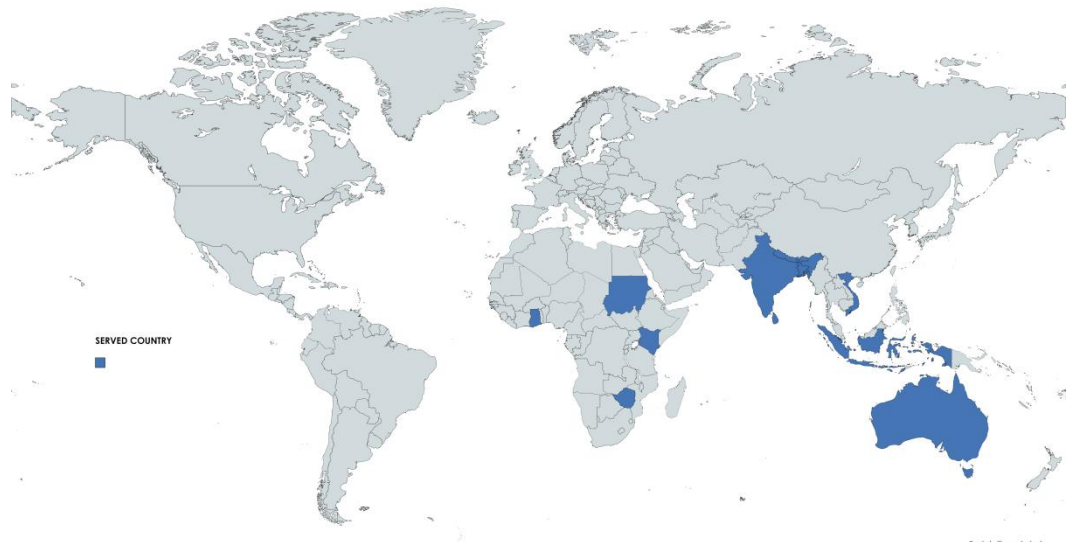


PRODUCT PARAMETERS

PROJECT	PARAMETER	
Working Power Supply :	AC 220 V $\pm 10\%$, 50 Hz, Single Phase	
Equipment Output :	0 to 1000 V RMS, 5 A RMS (20 A peak) Note : 0 to 5 A is true value, larger than 5 A - 20 A is the value of calculation	
High Current Output :	0 to 600 Amp	
Excitation Precision :	$\leq 0.5\%$ (0.2%* reading +0.3%*range)	
Secondary Winding Resistance Measurement :	Scope :	0.1 ~ 300 ohm
	Precision :	$\leq 0.5\%$ (0.2%* reading +0.3%*range)
Secondary Actual Load Measurement :	Scope :	5 ~ 1000 VA
	Precision :	$\leq 0.5\%$ (0.2%* reading +0.3%*range) ± 0.1 VA
Phase Measurement (Angle Difference)	Precision :	± 4 min
	Resolution :	0.1 min
Contrast :	Precision :	0.05 %
CT Ratio Measurement :	Scope :	≤ 50000 A / 5 A (10000 A / 1 A)
	Precision :	$\leq 0.5\%$
PT Ratio Measurement :	Scope :	≤ 500 KV
	Precision :	$\leq 0.5\%$
Work Environment :	Temperature:	- 10° C ~ 40°C
	Humidity :	$\leq 90\%$
	Altitude :	≤ 1000 m
Size :	410 mm X 260 mm X 340 mm	
Weight :	≤ 22 KG	



OUR PRODUCT IS SERVING THROUGHOUT THE GLOBE



CONNECT WITH US :



SBE FACEBOOK



SBE YOUTUBE



SBE LINKEDIN



*Transparent Testing &
Simplified Measurement*

S.B.ELECTROTECH

124, SIKDAR PARA, RAJPUR, KOLKATA,
ZIP CODE : 700 149, WEST BENGAL, INDIA

Ph. : +91-7278354202 , +91-9477423085

Website : www.sbelectrotech.org

Email Id : info@sbelectrotech.org || sales@sbelectrotech.org

